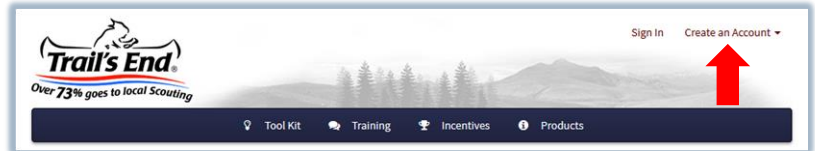




Online Selling: Leader Setup & Key Links

1. Go to sell.trails-end.com and select **Create an Account**.



2. Fill out the required information and select **Sign Up**.

Register as a Unit Leader

Validation Code:

Council:

First Name:

District:

Last Name:

Unit:

Username:

Email:

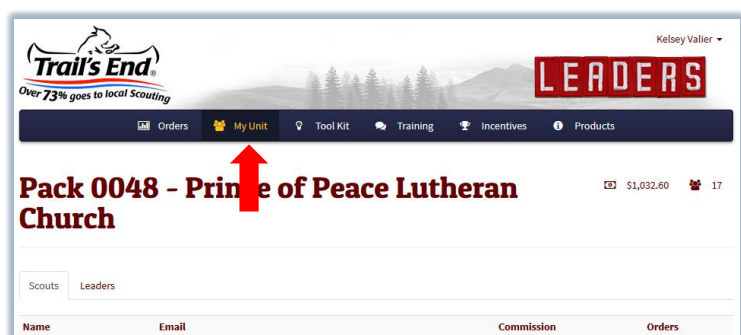
Confirm Email:

Password:

Confirm Password:

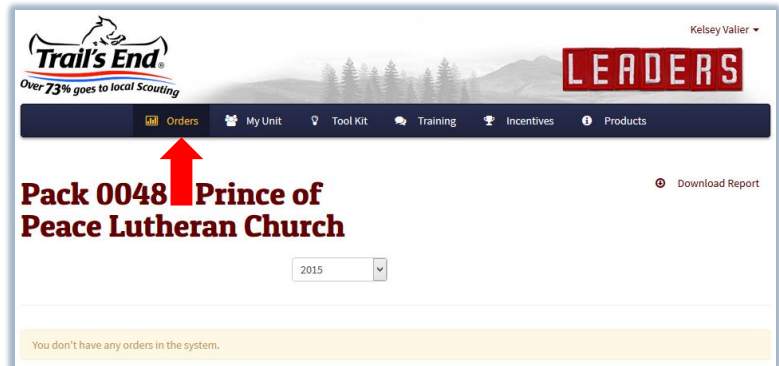
Yes, please send me emails about new products, promotions, and important account information.

3. View all Scouts and Leaders that have signed up under your unit by visiting the **My Unit** page.



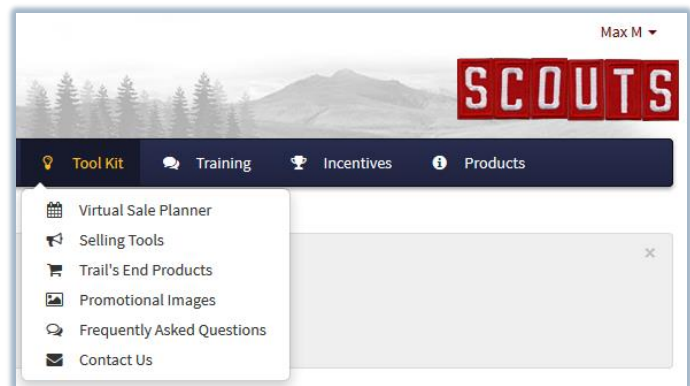


4. View your Scouts' orders by going to the **Orders** page.



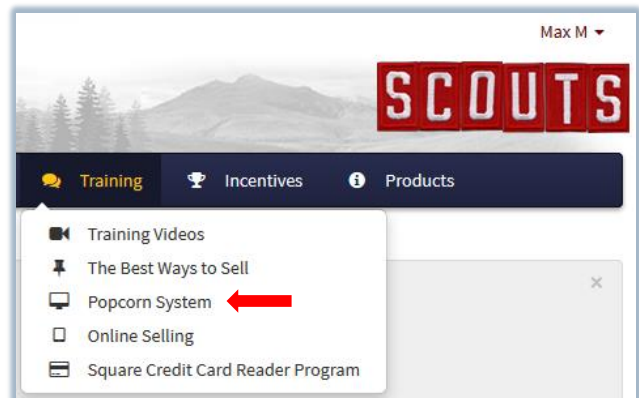
5. Visit the **Tool Kit** page to download various tools to help grow your sale.

- Product images
- Virtual Sale Planner
- Posters/Banners
- Cards
- Door hangers
- **Many more!**



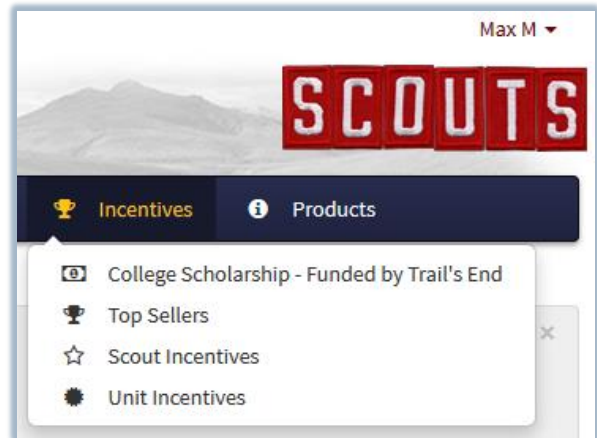
6. Watch training videos and learn the best ways to sell on our **Training** page.

- Online Selling
- Square Credit Card Reader Program
- Link to Popcorn System





7. The **Incentives** page will contain information about our Scholarship program and bonus Scout & Unit incentives.



8. Visit the **Products** page for more Information about our products.
- Images
 - Nutritionals
 - Military Donations

