



# NOVA Counselor Training



BOY SCOUTS OF AMERICA®

Prepared. For Life.™

# Learning Objectives



- The aims of Scouting
- The BSA advancement process
- The Nova counselor's role
- Know a counselor's duties and responsibilities
- The requirements to be a registered counselor
- Methods of counseling and coaching
- Guide a Scout through the process

# The Aims of Scouting



- Character Development
- Citizenship
- Mental and Physical Fitness

# The Methods of Boy Scouting



- Ideals of Scouting (Oath, Law, Mottos, etc.)
- Patrol Method
- Outdoor Program
- Advancement
- Association with Adults
- Personal Growth
- Leadership Development
- Uniform



# The Methods of Scouting

- Ideals of Scouting (Oath, Law, Promise, etc.)
- Patrol Method
- Outdoor Program
- Advancement
- Association with Adults
- Personal Growth
- Leadership Development
- Uniform

Nova Program


# What is Advancement?



# What is Advancement?



# What is Advancement?





# What Are Nova Awards?



	Science	Technology	Engineering	Mathematics
Cub Scouts, Webelos	Science Everywhere	Tech Talk	Swing!	1-2-3 Go!
Boy Scouts, Varsity	Shoot!	Start Your Engines	Whoosh!	Designed to Crunch
Venture Scouts	Launch!	Power Up	Hang On!	Numbers Don't Lie



# Example: *1-2-3 Go!*



- **Familiarization**
- Exploration
- Relevance

# Example: *1-2-3 Go!*



- Familiarization
- **Exploration**
- Relevance

# Example: *1-2-3 Go!*



- Familiarization
- Exploration
- **Relevance**

# Why Does the BSA Use Counselors?



Method of Scouting:

*Association with Quality Adults*





# What is a Nova Counselor?



- Teacher and Coach
- Verify requirements for awards are met
- Verify safety and youth protection

# Counselor's Role in NOVA Activities



- Help develop questions and interest
- Help research ideas and answers
- Guide participant in project setup and execution
- Stimulate discussion
- Encourage completion

# Becoming a Counselor or Mentor



Requirement	Nova Counselors
Register annually (no fee, Counselors use position code 58, Mentors use position code 52, not a unit position)	Y
Be at least 21 years old	Y
Be of good character	Y
Current Youth Protection trained	Y
Be knowledgeable in the award subject by vocation, hobby, education	Familiar, can research and discuss unfamiliar topics
Able to work with Scouts-age youth	Y
Submit SuperNova Mentor application	N
Be approved by district/council advancement committee	N, local units may approve Counselors



# Counseling Process



- Preparation by Scout
- First meeting
- Subsequent meetings

# Characteristics and Needs of Scouts



Program	Age and Experience	Group Structure	Learning Styles
Cub Scouts, Webelos	<ul style="list-style-type: none"> <li>Boys</li> <li>8 – 10 years old</li> <li>Grade 2 – 4</li> <li>Little math or science contact</li> </ul>	<ul style="list-style-type: none"> <li>Generally in Dens of 4 – 8 Scouts</li> <li>adult leader</li> </ul>	<ul style="list-style-type: none"> <li>See and do</li> <li>Tactile and visual</li> <li>Structured Learning</li> <li>Open to everything – no preconceived notions</li> </ul>
Boy Scouts,	<ul style="list-style-type: none"> <li>Boys</li> <li>11 – 18 years old</li> <li>Grade 5 – 12</li> <li>Some math and science education</li> </ul>	<ul style="list-style-type: none"> <li>Small groups of 2 to 8, with a buddy</li> <li>Youth leader</li> </ul>	<ul style="list-style-type: none"> <li>See and do</li> <li>Tactile and visual</li> <li>Use EDGE teaching method</li> <li>Eager to explore new worlds</li> <li>Science may be seen as “too hard”</li> </ul>
Varsity Scouts, Venturers	<ul style="list-style-type: none"> <li>Young Men and /or Women</li> <li>13 – 20 years old</li> <li>Grades 8+</li> </ul>	<ul style="list-style-type: none"> <li>Groups of 2* or more with a buddy</li> <li>Youth leader</li> </ul>	<ul style="list-style-type: none"> <li>See and do</li> <li>Reflection, research, brainstorm</li> <li>Self directed – Counselor is a team leader</li> <li>Emulate adult as role model</li> <li>Science and Math may be seen as “un-cool”</li> </ul>

\* One-on-one contact with Scout is prohibited by Youth Protection Policies

# Characteristics and Needs of Scouts



Program	Age and Experience	Group Structure	Learning Styles
Cub Scouts, Webelos	<ul style="list-style-type: none"> <li>Boys</li> <li>7 – 10 years old</li> <li>Grade 1 – 5</li> <li>Little math or science contact</li> </ul>	<ul style="list-style-type: none"> <li>Generally in Dens of 4-8 Scouts</li> <li>adult leader</li> </ul>	<ul style="list-style-type: none"> <li>See and do</li> <li>Tactile and visual</li> <li>Structured Learning</li> <li>Open to everything – no preconceived notions</li> </ul>
Boy Scouts,	<ul style="list-style-type: none"> <li>Boys</li> <li>11 – 18 years old</li> <li>Grade 5 – 12</li> <li>Some math and science education</li> </ul>	<ul style="list-style-type: none"> <li>Small groups of 2 to 8, with a buddy</li> <li>Youth leader</li> </ul>	<ul style="list-style-type: none"> <li>See and do</li> <li>Tactile and visual</li> <li>Use EDGE teaching method</li> <li>Eager to explore new worlds</li> <li>Science may be seen as “too hard”</li> </ul>
Varsity Scouts, Venturers	<ul style="list-style-type: none"> <li>Young Men and /or Women</li> <li>13 – 20 years old</li> <li>Grades 8+</li> </ul>	<ul style="list-style-type: none"> <li>Groups of 2* or more with a buddy</li> <li>Youth leader</li> </ul>	<ul style="list-style-type: none"> <li>See and do</li> <li>Reflection, research, brainstorm</li> <li>Self directed – Counselor is a team leader</li> <li>Emulate adult as role model</li> <li>Science and Math may be seen as “un-cool”</li> </ul>

\* One-on-one contact with Scout is prohibited by Youth Protection Policies

# Characteristics and Needs of Scouts



Program	Age and Experience	Group Structure	Learning Styles
Cub Scouts, Webelos	<ul style="list-style-type: none"> <li>Boys</li> <li>8 – 10 years old</li> <li>Grade 2 – 4</li> <li>Little math or science contact</li> </ul>	<ul style="list-style-type: none"> <li>Generally in Dens of 4 – 8 Cubs</li> <li>adult leader</li> </ul>	<ul style="list-style-type: none"> <li>See and do</li> <li>Tactile and visual</li> <li>Structured Learning</li> <li>Open to everything – no preconceived notions</li> </ul>
Boy Scouts,	<ul style="list-style-type: none"> <li>Boys</li> <li>11 – 17 years old</li> <li>Grade 6 – 12</li> <li>Some math and science education</li> </ul>	<ul style="list-style-type: none"> <li>Small groups of 2 to 8, with a buddy</li> <li>Youth leader</li> </ul>	<ul style="list-style-type: none"> <li>See and do</li> <li>Tactile and visual</li> <li>Use EDGE teaching method</li> <li>Eager to explore new worlds</li> <li>Science may be seen as “too hard”</li> </ul>
Varsity Scouts, Venturers	<ul style="list-style-type: none"> <li>Young Men and /or Women</li> <li>13 – 20 years old</li> <li>Grades 8+</li> </ul>	<ul style="list-style-type: none"> <li>Groups of 2* or more with a buddy</li> <li>Youth leader</li> </ul>	<ul style="list-style-type: none"> <li>See and do</li> <li>Reflection, research, brainstorm</li> <li>Self directed – Counselor is a team leader</li> <li>Emulate adult as role model</li> <li>Science and Math may be seen as “un-cool”</li> </ul>

# Characteristics and Needs of Scouts



Program	Age and Experience	Group Structure	Learning Styles
Cub Scouts, Webelos	<ul style="list-style-type: none"> <li>Boys</li> <li>8 – 10 years old</li> <li>Grade 2 – 4</li> <li>Little math or science contact</li> </ul>	<ul style="list-style-type: none"> <li>Generally in Dens of 4 – 8 Cubs</li> <li>adult leader</li> </ul>	<ul style="list-style-type: none"> <li>See and do</li> <li>Tactile and visual</li> <li>Structured Learning</li> <li>Open to everything – no preconceived notions</li> </ul>
Boy Scouts,	<ul style="list-style-type: none"> <li>Boys</li> <li>11 – 18 years old</li> <li>Grade 5 – 12</li> <li>Some math and science education</li> </ul>	<ul style="list-style-type: none"> <li>Small groups of 2* to 8, with a buddy</li> <li>Youth leader</li> </ul>	<ul style="list-style-type: none"> <li>See and do</li> <li>Tactile and visual</li> <li>Use EDGE teaching method</li> <li>Eager to explore new worlds</li> <li>Science may be seen as “too hard”</li> </ul>
Varsity Scouts, Venturers	<ul style="list-style-type: none"> <li>Young Men and /or Women</li> <li>13 – 20 years old</li> <li>Grades 8+</li> </ul>	<ul style="list-style-type: none"> <li>Groups of 2* or more with a buddy</li> <li>Youth leader</li> </ul>	<ul style="list-style-type: none"> <li>See and do</li> <li>Reflection, research, brainstorm</li> <li>Self directed – Counselor is a team leader</li> <li>Emulate adult as role model</li> <li>Science and Math may be seen as “un-cool”</li> </ul>

# Tailor Your Teaching Method



## Coaching

Cub Scouts, Webelos,  
younger Boy Scouts

- Share knowledge
- Lead experiences
- Provide advice
- Teach Scout

Explain  
Demonstrate  
Guide  
Enable

## Mentoring

Older Boy Scouts,  
Varsity, Venturers

- Share extensive experience
- Support explorations
- Guide activities
- Listen, guide thinking and analysis
- Help Scout learn on own

Explain  
Demonstrate  
Guide  
Enable

# Expectations and Outcomes



- Age-Appropriate Learning
- Outcomes
  - Interest
  - Confidence
  - Fun

# Completion of Award




- Inform unit leader
- BSA Advancement Report



# Risk Mitigation




Situation	Risk	Mitigation
Scouts research topics on the Internet	<ul style="list-style-type: none"> <li>• Contact with inappropriate content</li> <li>• Susceptible to Cyber Bullying</li> </ul>	
Scouts in contact with adults not known to them	<ul style="list-style-type: none"> <li>• Inappropriate contact</li> <li>• Allegations of inappropriate contact</li> </ul>	<ul style="list-style-type: none"> <li>• Youth Protection training and policies</li> <li>• Youth follow Buddy System</li> </ul>
Different levels of education or understanding of material	<ul style="list-style-type: none"> <li>• Missed program opportunities</li> <li>• Disrespect from/to peers</li> <li>• Bullying</li> </ul>	<ul style="list-style-type: none"> <li>• Adjust teaching techniques to abilities and preparation level of Scouts</li> <li>• Maintain group discipline</li> <li>• “No Cheap Shots” policy</li> </ul>
STEM activities contain hazards	<ul style="list-style-type: none"> <li>• Injury</li> <li>• Property damage</li> </ul>	<ul style="list-style-type: none"> <li>• Use safety gear and practices</li> <li>• Maintain control of activities</li> </ul>



# Risk Mitigation



Situation	Risk	Mitigation
Scouts research topics on the Internet	<ul style="list-style-type: none"><li>• Contact with inappropriate content</li><li>• Susceptible to Cyber Bullying</li></ul>	

# Risk Mitigation



Situation	Risk	Mitigation
Scouts in contact with adults not known to them	<ul style="list-style-type: none"><li>• Inappropriate contact</li><li>• Allegations of inappropriate contact</li></ul>	<ul style="list-style-type: none"><li>• Youth Protection training and policies</li><li>• Youth follow Buddy System</li></ul>

# Risk Mitigation



Situation	Risk	Mitigation
Different levels of education or understanding of material	<ul style="list-style-type: none"><li>• Missed program opportunities</li><li>• Disrespect from/to peers</li><li>• Bullying</li></ul>	<ul style="list-style-type: none"><li>• Adjust teaching techniques to abilities and preparation level of Scouts</li><li>• Maintain group discipline</li><li>• “No Cheap Shots” policy</li></ul>

# Risk Mitigation



Situation	Risk	Mitigation
STEM activities contain hazards	<ul style="list-style-type: none"><li>• Injury</li><li>• Property damage</li></ul>	<ul style="list-style-type: none"><li>• Use safety gear and practices</li><li>• Maintain control of activities</li></ul>

# Review



Choose the best answer for these questions about the Nova Counselor.



# Review

#1 – The Aims of Scouting are:

A. Outdoor Skills, Advancement, Adult Association

B. Character Development, Citizenship Training, and Personal Fitness



# Review

#2 – The Methods of Scouting that Nova uses are:

A. Advancement, Association with Adults, and Personal Growth

B. Patrol Method, Personal Growth, and Leadership Development



# Review



#3 – True or false: Since all Scouts are the same it is best to have a template for counseling so that every Scout has the same experience.

True

False

# Review



#4 – True or False: Counselors must be registered members of the Boy Scouts of America.

True

False



# Review

#5 – The steps in the Nova counseling process are:

A. Meet with the Scout, Test the Scout,  
Present the award

B. Preparation by Scout, First meeting,  
Subsequent meetings

C. Explain, Demonstrate, Guide, Enable



# Review

#6 – True or False: One-on-one counseling sessions with Scouts are not allowed by the Boy Scouts of America.

True

False

# Resources



- Youth Protection Training: [www.MyScouting.org](http://www.MyScouting.org)
- Trainer's EDGE: Offered by your local council
- Requirements: [www.Scouting.org/STEM](http://www.Scouting.org/STEM)
- Nova Award Guidebooks: [www.ScoutStuff.org](http://www.ScoutStuff.org)





# Congratulations and Thank you!



BOY SCOUTS OF AMERICA®

Prepared. For Life.™



BOY SCOUTS OF AMERICA®

Prepared. For Life.™